















# JUMPING Ever After



## JUMPING WITH LOVE: SAFETY CHECKLIST

Everyone enjoys going to or hosting a party. For the little ones, it is certainly a part of growing up and celebrating special occasions with their friends & family. You'll want to have a night your guests will remember for all the right reasons. Print out this handy checklist to ensure all accidents and injuries are at bay when your guests are bouncing away on the jumping castle.

-  Only appropriate age groups and size shall play on the jumping castle at the same time
-  All shoes are **removed** before playing on the jumping castle
-  Adult supervision at **ALL** times
-  **No** climbing on the exterior of the jumping castle
-  **No** sharp objects on or near the jumping castle
-  **No** flips permitted – this avoids neck and back injuries
-  **No** pets on the inflatable
-  **No** food, drinks, face painting, silly string or other sticky substances are permitted on the jumping castle
-  **Do not remove** the jumping castle from the place where it was installed.
-  **No** bouncing on the entrance ramp
-  In case of strong winds, rain or storm, ensure all children are out of the jumping castle and turn off motor. Users should only continue on the inflatable, once the rain has stopped completely and when the inflatable is dry.
-  **Do not allow** children to play on the inflatable while it is deflated or being inflated



Please note: On set up our Jumping Ever After Representative will give you the time necessary for any questions you may have ©. Jump with peace of mind, our castles comply with Australian Standards AS 3533.

Happy partying & jump safe everyone!



Australian  
Standard

AS 3533